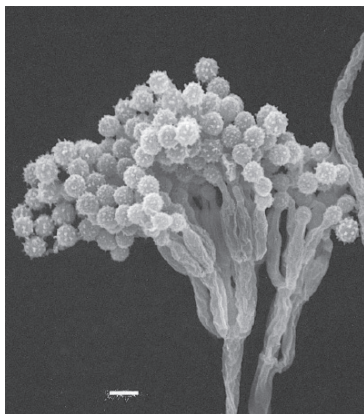


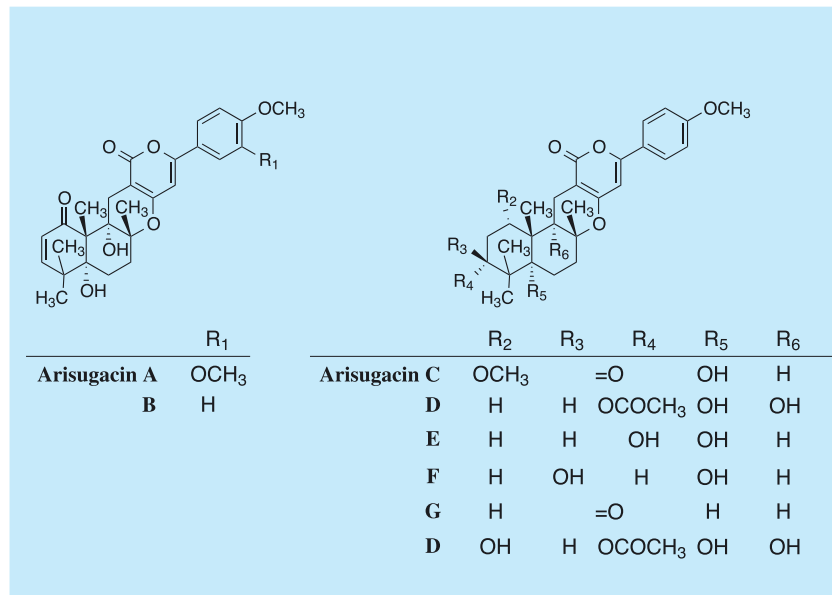
Arisugacin

1. Discovery, producing organism^{1,2)} and structures^{1,3,7,8)}

Arisugacins were isolated from the culture broth of *Penicillium echinulatum* FO-4259 and found to be selective acetylcholinesterase (AChE) inhibitors. The fungal strain FO-4259 was also found to produce the known compounds territrems B and C⁴⁾.



Penicillium sp. FO-4259
(*Penicillium echinulatum*
FO-4259)
Bar: 5 μ m



2. Physical data (Arisugacin A)

White powder. C₂₈H₃₂O₈; mol wt 496.21. Sol. in MeOH, EtOH, CHCl₃. Insol. in H₂O, hexane.

3. Biological activity^{2,5,9)}

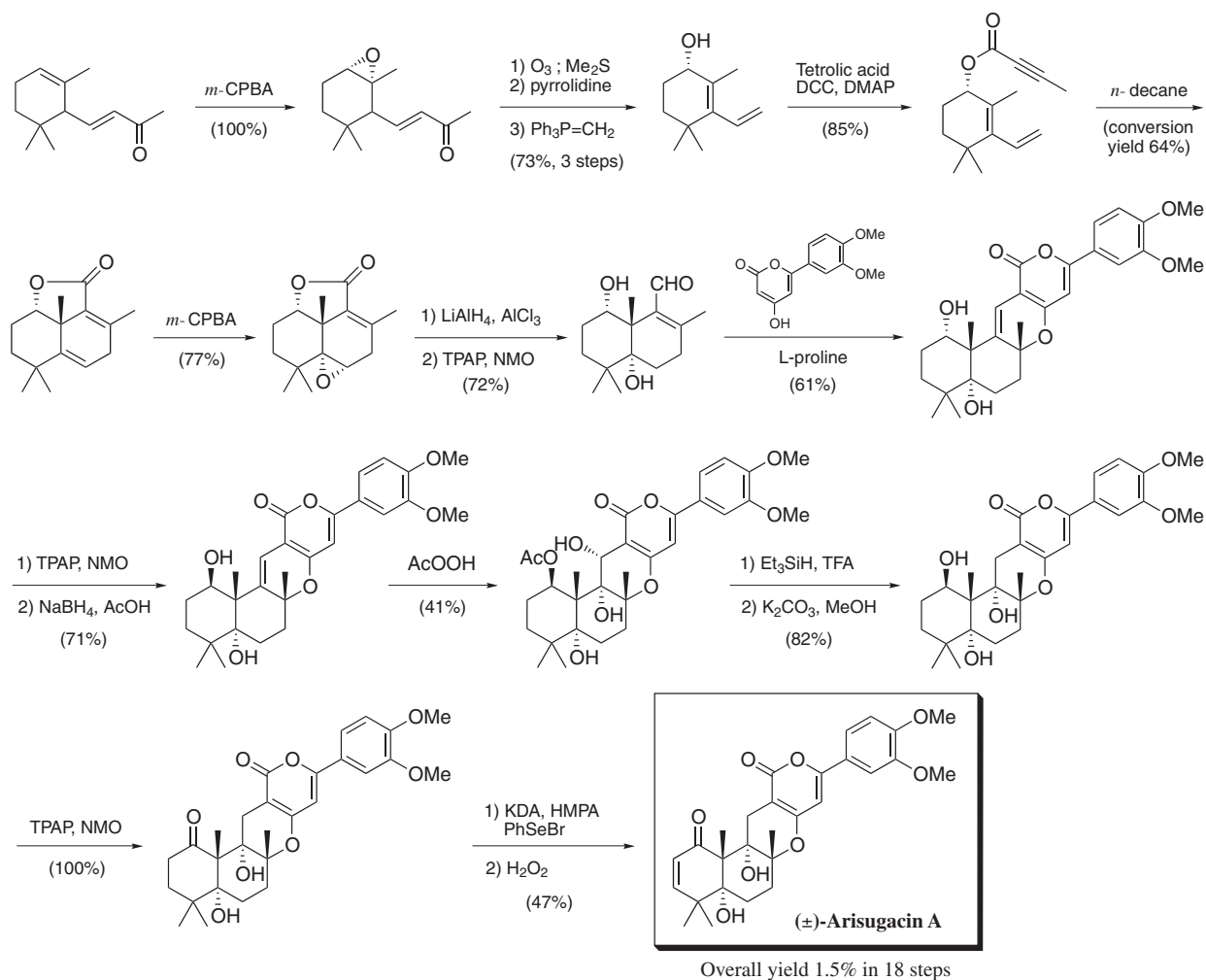
Inhibitory activities of arisugacins and the related compounds against AChE and butyrylcholinesterase (BuChE)

Compound	IC ₅₀ (nM)		Selectivity (BuChE/AChE)
	AChE*	BuChE**	
Arisugacin A	1.0	>21,000	>21,000
B	25.8	>516,000	>20,000
C	2,500	30,000	12
D	3,500	30,000	8.57
E	>100,000	30,000	—
F	>100,000	30,000	—
G	>100,000	30,000	—
H	>100,000	30,000	—
Territrem B	7.6	>20,000	>2,632
C	6.8	>26,000	>3,824
Tacrine***	200	12.0	0.06

* from human erythrocytes, ** from horse serum, *** clinically used

4. Total synthesis^{6,10-13}

The total synthesis of arisugacin A was reported by two groups. The following scheme is Ōmura's approach. (See Appendix-I)



5. References

- [583] S. Ōmura *et al.*, *J. Antibiot.* **48**, 745-746 (1995)
- [623] F. Kuno *et al.*, *J. Antibiot.* **49**, 742-747 (1996)
- [624] F. Kuno *et al.*, *J. Antibiot.* **49**, 748-751 (1996)
- K. H. Ling *et al.*, *Appl. Environ. Microbiol.* **37**, 355-357 (1979)
- [686] K. Otoguro *et al.*, *Pharmacol. Ther.*, **76**, 45-54 (1997)
- [797] T. Sunazuka *et al.*, *Org. Lett.* **4**, 367-369 (2002)
- [741] K. Otoguro *et al.*, *J. Antibiot.* **53**, 50-57 (2000)
- [778] M. Handa *et al.*, *J. Antibiot.* **54**, 386-391 (2001)
- Z. F. Al-Rashid & R. P. Hsung, *Bioorg. Med. Chem. Lett.* **21**, 2687-2691 (2011)
- [986] T. Sunazuka *et al.*, *Acc. Chem. Res.* **41**, 302-314 (2008)
- [901] T. Sunazuka & S. Ōmura, *Chem. Rev.* **105**, 4559-4580 (2005)
- T. Sunazuka, *Jpn. J. Antibiot.* **56**, 66-79 (2003)
- [777] M. Handa *et al.*, *J. Antibiot.* **54**, 382-385 (2001)